


Oinarrizko gaitasunak



Zientzia-, teknologia-
eta osasun-kulturarako
gaitasuna



Hizkuntza-komunikaziorako
gaitasuna



Matematikarako
gaitasuna



Gizarterako eta
herritartasunerako
gaitasuna

Material didaktikoa

Lehen Hezkuntza

EUSKO JAURLARITZA



GOBIERNO VASCO

HEZKUNTZA, UNIBERTSITATE
ETA IKERKETA SAILA

DEPARTAMENTO DE EDUCACIÓN,
UNIVERSIDADES E INVESTIGACIÓN

©2020
MUSATADI

WE LEARN TO DESCRIBE
Recording riddles about the planets



ENGLISH LANGUAGE
Lehen Hezkuntzako 4. Maila
4º curso de Primaria

WE LEARN TO DESCRIBE. RECORDING RIDDLES ABOUT THE PLANETS

Áreas implicadas: English Language

Tema: We Learn to Describe. Recording Riddles about the Planets

Nivel: 4. L.H. / 4º Primaria

Nº de sesiones: 5-6

Contextualización de la propuesta:

In this unit we will try to develop the student's ability to produce simple written descriptive texts about the planets, and to read them aloud with the correct pronunciation. Taking into consideration that we are working a third language, and the degree of difficulty of the English pronunciation for our students, we will highlight the practice of pronunciation. The students' final production: "A riddle about the planets" will be recorded and shared on-line. Students will be able to use it to further improve their pronunciation and to motivate their peers.

Competencias básicas trabajadas:

- Linguistic Competence (All the activities)
- Competence in Scientific, Technological and Health Culture (Activities: 4, 8, 10, 11,12)
- Competence in Learning to Learn (13,16)
- Competence in Management of Information and Digital Competence (Activity 6)

Objetivos didácticos:

- To write a simple descriptive text following a pattern given.
- To read and understand simple descriptive texts.
- To listen and understand the main idea and key words.
- To collect and organize specific information.
- To improve pronunciation and intonation.
- To interact and share information.

Contenidos:

- Understanding simple oral and written texts.
- Developing abilities to infer the main idea of oral and written texts.
- Using different strategies to learn specific vocabulary.
- Interacting to share information and write a guided description.
- Some procedures to improve spelling and pronunciation.
- Taking active part with an open-minded attitude towards the language.

Secuencia de Actividades: *

a) Planificación

1-**Guess the riddle**: presentation and motivation.

2-**We do and learn**: negotiation

b) Realización

3-**Listening to a song**. Students understand the theme.

4-**Complete missing information**.

5-**Imitate the pronunciation** .

6-**Spelling**. Listen and repeat.

7-Spelling. **Spell and write** to complete given words.

8-**Reading** about outstanding features of the object to describe, **practicing questions and short answers**.

9-**Ask and answer aloud**. Practice pronunciation with your teacher

10-**Comprehensive reading**. Reading, understanding and drawing a conclusion from a written text.

11-**Sharing information** .Match objects and position.

12-**Sharing information**. Exchanging different characteristics of the object to describe.

13-**Writing** a simple description **following a given pattern**.

14-Reading the description aloud. **Pronunciation and intonation practice**

.c) Aplicación

15- **Recording the riddle** and **hanging** the production **on the Internet** to be shared with other students .

16 -**Evaluating** the learning process

Evaluación

Indicadores:

- Infers the main theme from an oral text.
- Understands and write specific words from an oral text.
- imitates the English sounds correctly and write them.
- Reproduces question and short answer structures correctly.
- Comes to the right conclusion out of the information in a written text.
- Writes their own description according to the pattern given.

Instrumentos

En la secuencia de actividades:

Evaluation of the process: activities 3, 4,5,9,15

Final evaluation: activity 16

Any other evaluation tool considered adequate by the teacher .

WE LEARN TO DESCRIBE

Recording riddles about the planets

Activity 1

Guess the answer.




Riddle!

I am very hot. I am very bright. I am a star
and the planets go around me.

Who am I ?



Activity 2

<p>OUR FINAL TASK :</p> <p>Recording our riddles about the planets</p>		
Name:	Signature:	

WE DO	AND	LEARN
We listen to a song	and	guess the theme
We complete the song	and	learn the names of the planets
We listen and repeat	and	learn to pronounce the alphabet
We read	and	learn something special about the planets
We ask and answer aloud	and	practice questions and short answers
We read 9 riddles	and	learn the order from 1st to 9th.
We speak and share information	and	Know more characteristics about the planets
We write a riddle	and	learn to write a short description
We record our riddle	and	practice pronunciation
We suggest.....	and

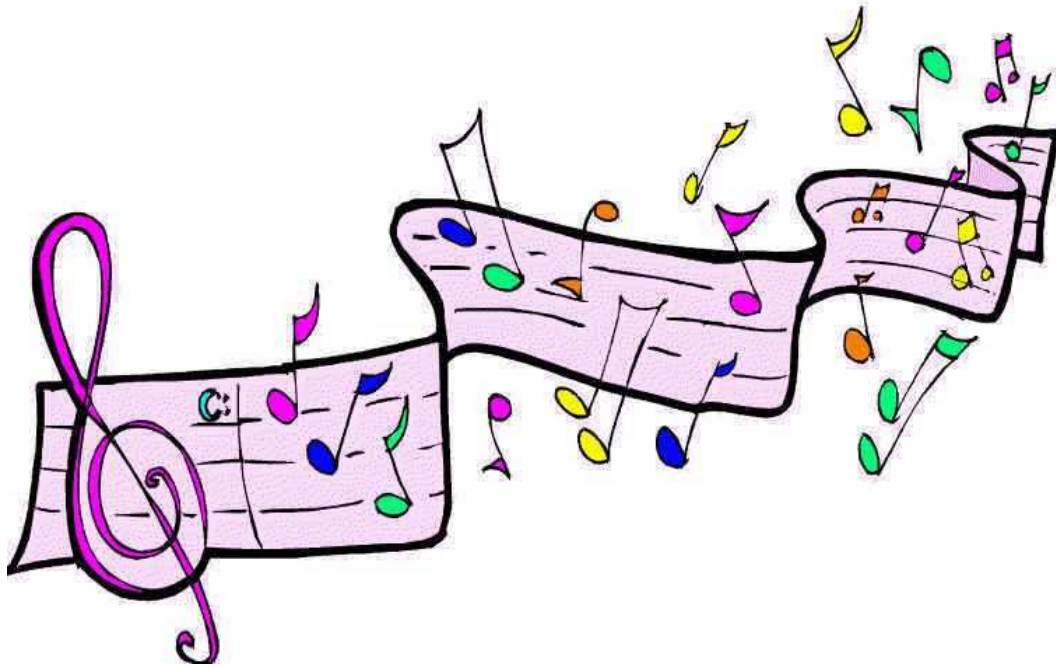
Activity 3

Listen to the song and choose a theme in groups.

Click here:



<http://www.britishcouncil.org/kids-songs-space-popup.htm>



Tick a theme:

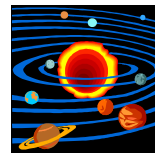
1-Nature



2-The sun



3-The planets



4-The moon



Activity 4

Read, listen and complete:

- Jupiter
- Earth
- Mars
- Venus



SONG


We're flying from the sun to the stars
Through this solar system of ours
Mercury,, Earth and Mars
Flying from the sun to the stars
Mercury's hot and Venus is bright
..... is where we live andis red at night
Flying from the sun to the stars
....., Saturn, Uranus and Neptune
Last of all is little biddy

Activity 5

Let's sing together!



I understand the song



O.K. WELL VERY WELL

Activity 6

Spelling: listen and repeat

Click here



http://www.literacycenter.net/letters_en/match_en_uclc.asp

Activity 7

In pairs, spell and write !

1- M _ R C _ R _

2- _ E _ U _

3- E _ R _ _


4- M _ _ S

5- _ U _ I _ E _


6- S _ T _ R _

7- _ R _ N _ S

8- N _ P _ U _ E



I remember the names for my riddle




Activity 8

Read

What is special about each planet ?

- 1-Mercury is **the nearest** planet to the sun.
- 2-The Earth is **the best** planet for humans.
- 3-Jupiter is **the biggest** planet .
- 4-Venus is **the brightest** planet at night.
- 5-Mars is **the reddest** planet.
- 6-Saturn is the planet with **the biggest** ring.
- 7-Neptune is **the windiest** planet.
- 8-Uranus is **the first** planet discovered with a telescope.

In pairs , ask and answer :

“Is Mars the hottest planet? “		“No, it’s not! “
“Is Mars the reddest planet?”		“ Yes, it is. “
“Is.....the.....planet? “		“.....”

Activity 9

Practice pronunciation with your teacher




	I pronounce :
	O.K. WELL VERY WELL

Activity 10

Divide into 8 groups. Each group reads one riddle and the information in activity 8 again. Guess.

I am the second planet from the sun.
I am very hot and very, very bright.
Who am I?




Solution: activity 8

I am the planet between Venus and Mars.
I have one moon. I am the third planet from
the sun. I am your home.
Who am I ?



Solution: activity 8

I am the seventh planet from the sun and
the planet before Neptune. My first letter
is "U".
Who am I ?



Solution: activity 8

I am the reddest planet. I am the fourth planet from the sun. I have two moons.


Who am I?



Solution: activity 8

I am the fifth planet from the sun. I am the biggest planet in the solar system.

Who am I?



Solution: activity 8

I am made of gas. I have very strong winds.

I am the eighth planet from the sun.

Who am I?



Solution: activity 8

I am the first planet from the sun.
I am very hot. I have no water on me.
Who am I?



Solution: activity 8

I am the sixth planet from the sun. I have 60 moons. My ring is very famous.
Who am I ?



Solution: activity 8

Activity 11

Share your information and complete:



SUN

1st.

8th.

2nd.

7th.

3rd.

6th.

4th.

5th.

Activity 12


I remember the order of the planets for my riddle

All the groups share the information . Write the features you know.

Planet	Position from sun	Colour	Moons	Rings	Special features	Other features
Mercury	1st.					
Venus						Hot
Earth						our home
Mars		red				
Jupiter					the biggest	
Saturn			60			
Uranus						... with telescope
Neptune						made of gas

Activity 13

Your teacher gives each group the name of a planet.
Each group writes the riddle about it.

Your riddle!

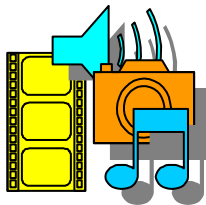
I remember for my riddle:
"I am(size, colour, made of...).
I am.....(position from the sun) .I
have.....
Who am I ?"

Activity 14


Read aloud with your teacher.



Activity 15



Correct pronunciation and intonation.
Record.




I can read my riddle:
O.K. WELL VERY WELL

Activity 16

THINK AND TICK

**We Learn to Describe:
Recording riddles about the planets**



I can name the planets	O.K.	WELL	VERY WELL
I can order from 1st. to 8th.	O.K.	WELL	VERY WELL
I can describe the planets	O.K.	WELL	VERY WELL
I can pronounce correctly	O.K.	WELL	VERY WELL
Class suggestions	O.K.	WELL	VERY WELL
My work :	O.K.	WELL	VERY WELL
Team work:	O.K.	WELL	VERY WELL
The activities:	O.K.	WELL	VERY WELL
My teacher's help	O.K.	WELL	VERY WELL

